


# ADVANCED HEAT EXCHANGERS

UNIT COOLERS





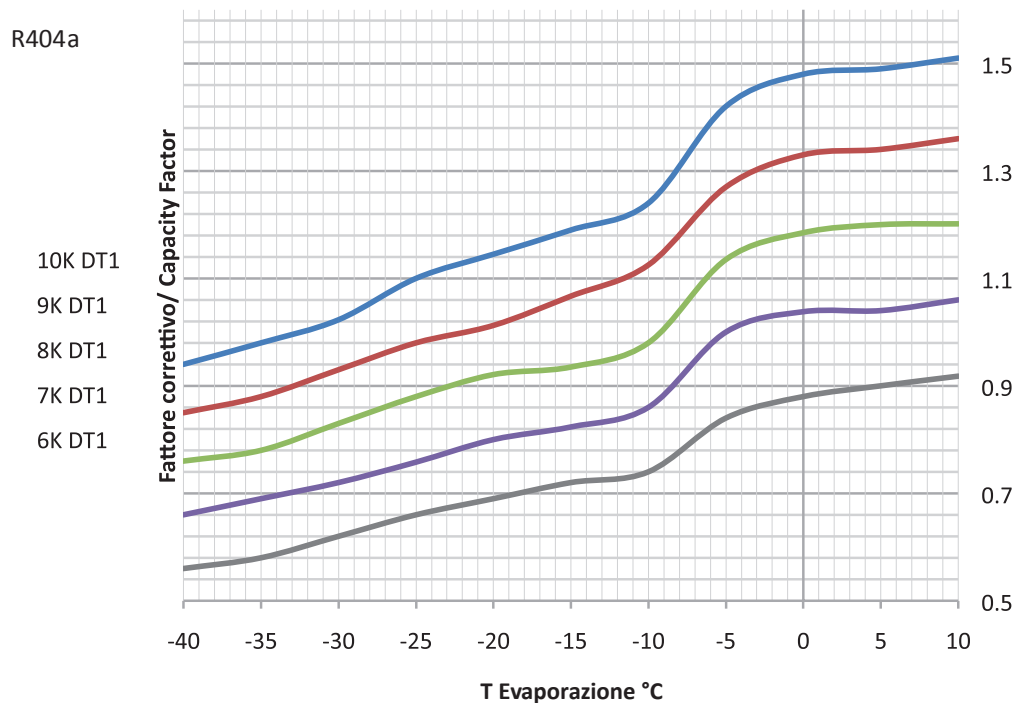

## SOMMARIO / TABLE OF CONTENT

3	Fattori di correzione / <i>Correction Factors</i>
	Commerciali da angolo / <i>Commercial Corner</i>
5	EKA 23/25
9	EKA 30
	Commerciali doppio flusso / <i>Commercial Dual Discharge</i>
12	EKD 23
15	EKD 35
	Commerciali cubici / <i>Commercial Cubic</i>
19	EKC 25/30/35/45

### Lettura codice / *Code reading*

1	2	3	4	5	6	7	8	9
<b>EK</b>	<b>A</b>	<b>23</b>	<b>1</b>	<b>A</b>	<b>6</b>	<b>A</b>	<b>30</b>	<b>A</b>
1	FLUIDO FLUID	E (FREON) - A (GLICOLE) E (FREON) - A (GLYCOL)						
2	MODELLO MODEL	A=ANGOLARI - D=DOPPIO FLUSSO - C=CUBICI AK=CORNER - DK=DUAL DISCHARGE - CK=CUBIC						
3	DIAMETRO VENTOLA FAN DIAMETER	23 (230) - 25 (250) - 30 (300) - 35 (350) - 45 (450)						
4	N° VENTOLA FAN N°	NUMERO NUMBER						
5	MODULO TUBI TUBES MODULE	A - B - C - D						
6	N° RANGHI ROWS N°	NUMERO NUMBER						
7	MODULO LUNGHEZZA LENGHT MODULE	A - B - C - D						
8	PASSO ALETTE FINS STEP	40 = (4) - 60 = (6) - 80 = (8) - 10 = (10)						
9	SBRINAMENTO DEFROSTING	A = (ARIA) - E = (ELETTRICO) - HG+E = (GAS CALDO PIÙ ELETTRICO NELLA CONTROBACINELLA) A = (AIR) - E = (ELECTRIC) - HG+E = (HOT GAS PLUS ELECTRIC IN DRIP TRAY)						






	r 404a	r 134a	r 507a	r 407a	r22
<b>Capacity Factor</b>	1,00	0,91	0,98	1,35	0,95


CONDIZIONI STANDARD STANDARD CONDITIONS	TEMP. ENTRATA ARIA AIR INLET TEMPERATURE	TEMP. DI EVAPORAZIONE EVAPORATING TEMPERATURE C°	RH% UR%	FATTORE CONDIZIONI UMIDE WET CONDITIONS FACTOR Qn/Qs
<b>SC1</b>	10	0	85	1,35
<b>SC2</b>	0	-8	85	1,15
<b>SC3</b>	-18	-25	95	1,05
<b>SC4</b>	-25	-31	95	1,00





# EKA 23/25

COMMERCIALI DA ANGOLO / *COMMERCIAL CORNER*



## CARATTERISTICHE COSTRUTTIVE

- ~ batteria realizzata con tubo di rame Ø 10 mm ed aletta di alluminio
- ~ involucro in alluminio pre verniciato bianco o inox su richiesta
- ~ motoventilatori 230V/1F/50Hz cablati
  - a richiesta possibilità di trattamenti protettivi della batteria

## SBRINAMENTO

- ~ ARIA: "A" senza sistema di sbrinamento
- ~ ELETTRICO: "E" a mezzo resistenze corazzate in acciaio inossidabile con terminali vulcanizzati

## CONSTRUCTION CHARACTERISTICS

- ~ 10 mm O.D. seamless copper tube expanded into aluminium fins
- ~ casing in white pre-coated aluminium or inox on request
- ~ wired 230V/1F/50Hz motorfans
  - protective treatment of coils on request

## DEFROST

- ~ AIR: "A" without defrost system
- ~ ELECTRIC: "E" stainless steel sheathed electric heaters, vulcanized terminals

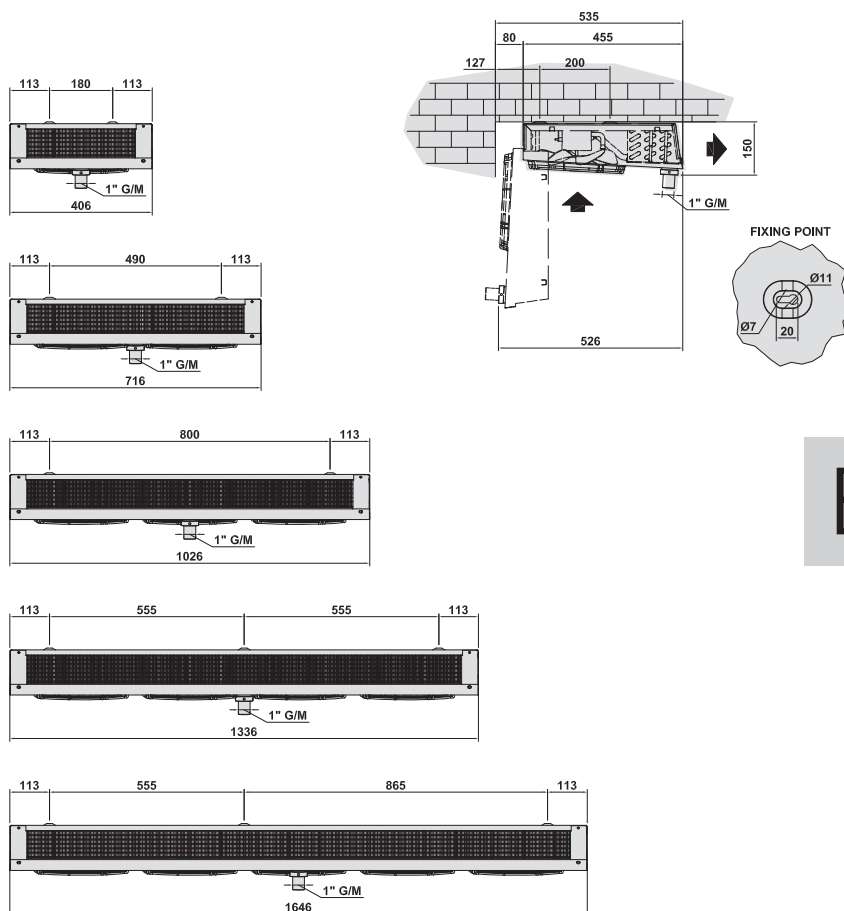
Modello Model	Resa Capacity T <sub>c</sub> =0°C DT 8K	Resa Capacity T <sub>c</sub> =-25°C DT 6K	Portata Aria Air Flow	Freccia Aria Air Throw	Superficie Surface	Volume Interno Volume	Motoventilatori Motorfan			Sbrinatorio Elettrico Electrical Defrost	Peso Weight	Connessioni Connection	
	SC2	SC4					Ø 230	Tensione 230V/1F/50Hz					
EKA 23	kW	kW	m <sup>3</sup> /h	m	m <sup>2</sup>	dm <sup>3</sup>	n°	W	A	rpm	W	kg	IN/OUT 0 mm

## Passo Aletta/Fin Space - 4 mm

EKA 231 A6A 40	0,60	0,37	310	3	1,30	0,40	1	36	0,25	1300	300	5	12-16
EKA 232 A6A 40	1,19	0,74	620	3	2,60	0,80	2	72	0,50	1300	600	10	12-16
EKA 233 A6A 40	1,79	1,11	900	3	6,00	1,60	3	108	0,75	1300	900	18	12-16
EKA 234 A6A 40	2,40	1,49	1200	3	8,00	2,10	4	144	1,00	1300	1200	24	12-16
EKA 235 A6A 40	3,00	1,86	1500	3	10,00	2,70	5	180	1,25	1300	1500	30	12-16


## Passo Aletta/Fin Space - 6 mm

EKA 231 A6A 60	0,46	0,29	300	3	1,00	0,35	1	36	0,25	1300	300	5	12-16
EKA 232 A6A 60	1,04	0,64	660	3	2,00	0,70	2	72	0,50	1300	600	10	12-16
EKA 233 A6A 60	1,51	0,94	930	3	4,20	1,60	3	108	0,75	1300	900	18	12-16
EKA 234 A6A 60	2,16	1,34	1320	3	5,60	2,10	4	144	1,00	1300	1200	24	12-16
EKA 235 A6A 60	2,68	1,66	1550	3	7,00	2,70	5	180	1,25	1300	1500	30	12-16



EKA 23

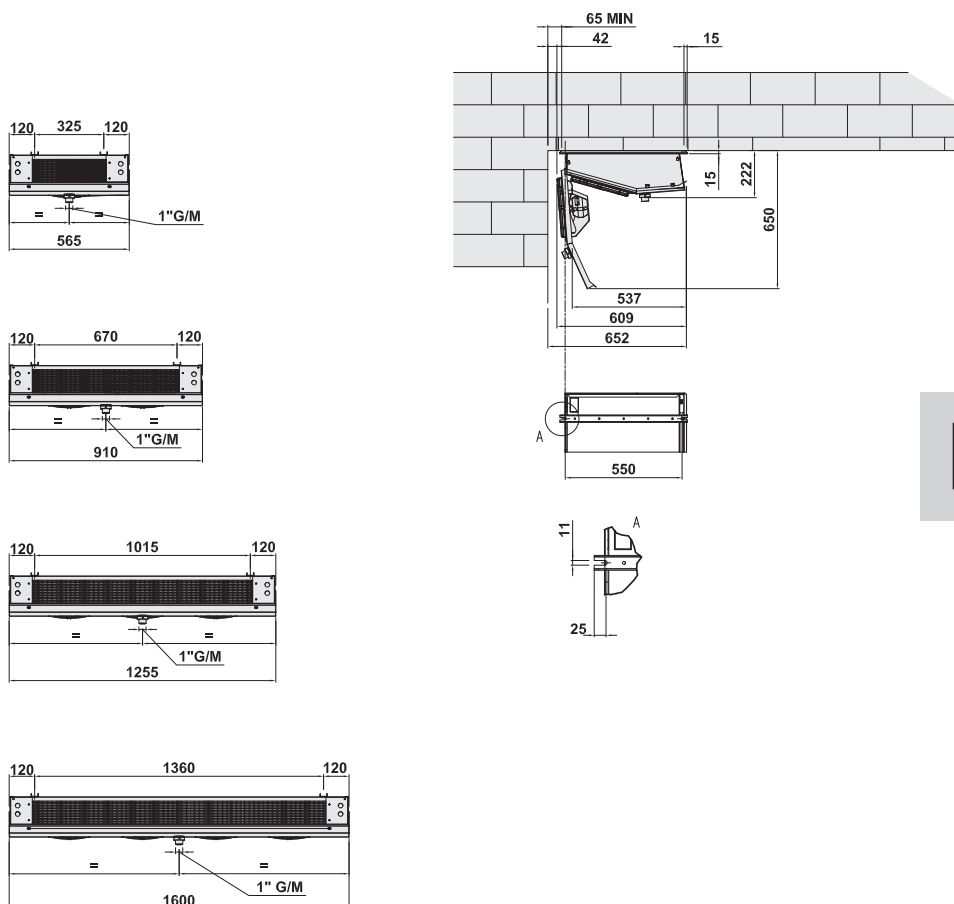




Modello Model	Resa Capacity Tc=0°C DT 8K	Resa Capacity Tc=-25°C DT 6K	Portata Aria Air Flow	Freccia Aria Air Throw	Superficie Surface	Volume Interno Volume	Motoventilatori Motorfan			Sbrinatorio Elettrico Electrical Defrost	Peso Weight	Connessioni Connection	
	SC2	SC4					Ø 250	Tensione 230V/1F/50Hz					
EKA 25	kW	kW	m³/h	m	m²	dm³	n°	W	A	rpm	W	kg	IN/OUT 0 mm


Passo Aletta/Fin Space - 4 mm													
EKA 251 C4C 40	0,86	0,60	750	4	2,25	0,44	1	36	0,25	1300	300	7	8-12
EKA 251 C6C 40	1,18	0,84	750	4	3,37	0,69	1	36	0,25	1300	300	8	12-16
EKA 252 C4C 40	1,72	1,20	1500	4	4,50	0,88	2	72	0,50	1300	600	12	12-16
EKA 252 C6C 40	2,35	1,67	1500	4	6,74	1,38	2	72	0,50	1300	600	13	12-16
EKA 253 C4C 40	2,60	1,84	2250	4	6,75	1,32	3	108	0,75	1300	900	21	12-16
EKA 253 C6C 40	3,57	2,41	2250	4	10,11	2,07	3	108	0,75	1300	900	23	12-16
EKA 254 C4C 40	3,49	2,47	3000	4	9,00	1,76	4	144	1,00	1300	1200	27	12-16
EKA 254 C6C 40	4,76	3,42	3000	4	13,48	2,76	4	144	1,00	1300	1200	30	12-16

Passo Aletta/Fin Space - 6 mm													
EKA 251 C4C 60	0,70	0,52	750	4	1,54	0,44	1	36	0,25	1300	300	7	8-12
EKA 251 C6C 60	0,97	0,73	750	4	2,32	0,69	1	36	0,25	1300	300	8	12-16
EKA 252 C4C 60	1,39	1,04	1500	4	3,08	0,88	2	72	0,50	1300	600	12	12-16
EKA 252 C6C 60	1,93	1,46	1500	4	4,64	1,38	2	72	0,50	1300	600	13	12-16
EKA 253 C4C 60	2,10	1,59	2250	4	4,62	1,32	3	108	0,75	1300	900	21	12-16
EKA 253 C6C 60	3,00	2,16	2250	4	6,96	2,07	3	108	0,75	1300	900	23	12-16
EKA 254 C4C 60	2,81	2,13	3000	4	6,16	1,76	4	144	1,00	1300	1200	27	12-16
EKA 254 C6C 60	4,03	2,83	3000	4	9,28	2,76	4	144	1,00	1300	1200	30	12-16



EKA 25





# EKA 30

COMMERCIALI DA ANGOLO / *COMMERCIAL CORNER*



## CARATTERISTICHE COSTRUTTIVE

- ~ batteria realizzata con tubo di rame  $\varnothing$  12 mm ed aletta di alluminio
- ~ involucro in alluminio pre verniciato bianco o inox su richiesta
- ~ motoventilatori 230V/1F/50Hz
  - a richiesta possibilità di:
    - trattamenti protettivi della batteria
    - funzionamento ad acqua glicolata

## SBRINAMENTO

- ~ ARIA: "A" senza sistema di sbrinamento
- ~ ELETTRICO: "E" a mezzo resistenze corazzate in acciaio inossidabile con terminali vulcanizzati

## CONSTRUCTION CHARACTERISTICS

- ~ 12 mm O.D. seamless copper tube expanded into aluminium fins
- ~ casing in white pre-coated aluminium or inox on request
- ~ wired 230V/1F/50Hz motorfans
  - on request:
    - protective treatment of coils
    - brine mode use

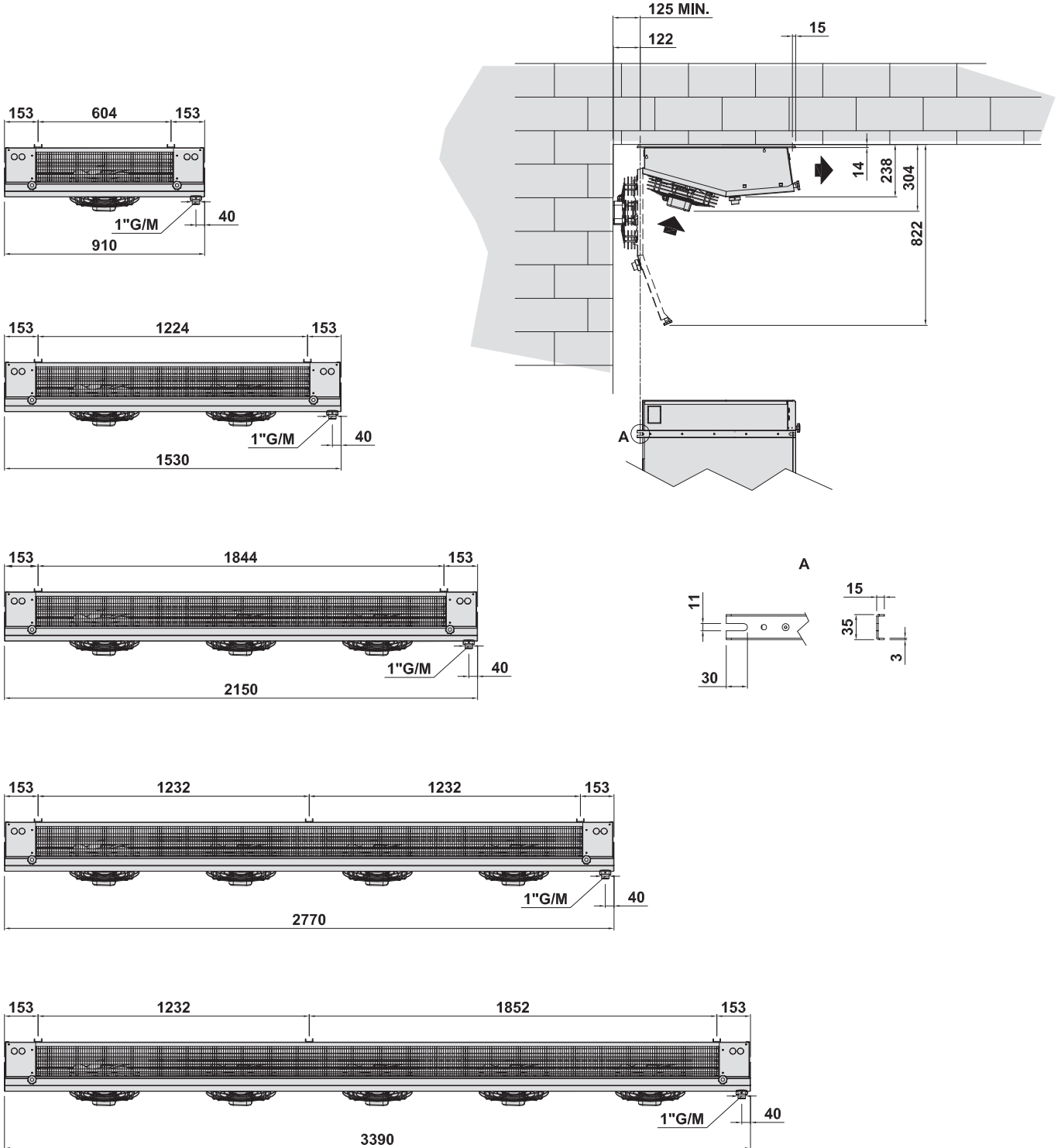
## DEFROST


- ~ AIR: "A" without defrost system
- ~ ELECTRIC: "E" stainless steel sheathed electric heaters, vulcanized terminals

Modello Model	Resa Capacity Tc=0°C DT 8K	Resa Capacity Tc=-25°C DT 8K	Portata Aria Air Flow	Freccia Aria Air Throw	Superficie Surface	Volume Interno Internal Volume	Motoventilatori Motorfans			Sbrina- mento Elettrico Electrical Defrost	Pressione Sonora Sound Pressure Level	Peso Weight	Connessioni Connections	
	SC2	SC4					Ø 300	Tensione 230V/1F/50Hz						
								W	A					rpm
EKA 30	kW	kW	m³/h	m	m²	dm³	n°	W	A	rpm	W	dB(A) @ 5m	kg	IN/OUT Ø mm
<b>Passo Aletta/Fin Space - 4 mm</b>														
EKA 301 B6B 40	2,20	1,40	950	7	13,20	2,50	1	85	0,42	1350	1290	50	22	12-12
EKA 302 B6B 40	4,40	2,60	1900	7	26,40	5,00	2	170	0,84	1350	2580	53	33	12-22
EKA 303 B6B 40	6,80	4,20	2850	7	39,60	7,40	3	255	1,26	1350	3870	55	44	12-22
EKA 304 B6B 40	9,10	5,60	3800	7	52,80	9,90	4	340	1,68	1350	5160	56	55	16-28
EKA 305 B6B 40	11,60	7,20	4750	7	66,00	12,40	5	425	2,10	1350	6450	57	66	16-28
<b>Passo Aletta/Fin Space - 6 mm</b>														
EKA 301 B6B 60	2,00	1,20	1100	8	9,50	2,50	1	85	0,42	1350	1300	50	22	12-12
EKA 302 B6B 60	4,20	2,60	2200	8	19,10	5,00	2	170	0,84	1350	2600	53	33	12-22
EKA 303 B6B 60	6,30	3,90	3300	8	28,60	7,40	3	255	1,26	1350	3900	55	44	12-22
EKA 304 B6B 60	8,30	5,10	4400	8	38,10	9,90	4	340	1,68	1350	5200	56	55	16-28
EKA 305 B6B 60	10,60	6,60	5500	8	47,70	12,40	5	425	2,10	1350	6500	57	66	16-28
<b>Passo Aletta/Fin Space - 8 mm</b>														
EKA 301 B6B 80	1,90	1,20	1150	8	7,40	2,50	1	85	0,42	1350	1300	50	22	12-12
EKA 302 B6B 80	3,60	2,20	2300	8	14,60	5,00	2	170	0,84	1350	2600	53	33	12-22
EKA 303 B6B 80	5,90	3,70	3450	8	22,10	7,40	3	255	1,26	1350	3900	55	44	12-22
EKA 304 B6B 80	7,80	4,80	4600	8	29,50	9,90	4	340	1,68	1350	5200	56	55	16-28
EKA 305 B6B 80	9,90	6,10	5750	8	36,90	12,40	5	425	2,10	1350	6500	57	66	16-28
<b>Passo Aletta/Fin Space - 11 mm</b>														
EKA 301 B6B 11	1,50	0,90	1200	9	5,60	2,50	1	85	0,42	1350	1300	50	22	12-12
EKA 302 B6B 11	3,50	2,20	2400	9	11,20	5,00	2	170	0,84	1350	2600	53	33	12-22
EKA 303 B6B 11	5,30	3,30	3600	9	16,80	7,40	3	255	1,26	1350	3900	55	44	12-22
EKA 304 B6B 11	6,90	4,30	4800	9	22,40	9,90	4	340	1,68	1350	5200	56	55	16-28
EKA 305 B6B 11	8,90	5,50	6000	9	28,10	12,40	5	425	2,10	1350	6500	57	66	16-28

Modello Model	Resa Capacity Tc=0°C DT 8K	Resa Capacity Tc=-25°C DT 8K	Portata Aria Air Flow	Freccia Aria Air Throw	Superficie Surface	Volume Interno Internal Volume	Motoventilatori Motorfans			Sbrina- mento Elettrico Electrical Defrost	Pressione Sonora Sound Pressure Level	Peso Weight	Connessioni Connections	
	SC2	SC4					Ø 300	Tensione 230V/1F/50Hz						
								W	A					rpm
EKA 30 LN	kW	kW	m³/h	m	m²	dm³	n°	W	A	rpm	W	dB(A) @ 5m	kg	IN/OUT Ø mm
<b>Passo Aletta/Fin Space - 4 mm</b>														
EKA 301 B6B 40 LN	1,60	1,00	600	7	13,80	2,50	1	35	0,16	860	1300	50	22	12-12
EKA 302 B6B 40 LN	3,40	2,10	1200	7	27,70	5,00	2	70	0,32	860	2600	53	33	12-22
EKA 303 B6B 40 LN	5,30	3,30	1800	7	41,50	7,40	3	105	0,48	860	3900	55	44	12-22
EKA 304 B6B 40 LN	6,90	4,30	2400	7	55,30	9,90	4	140	0,64	860	5200	56	55	16-28
EKA 305 B6B 40 LN	8,90	5,50	3000	7	69,20	12,40	5	175	0,80	860	6500	57	66	16-28
<b>Passo Aletta/Fin Space - 6 mm</b>														
EKA 301 B6B 60 LN	1,40	0,90	680	8	9,50	2,50	1	35	0,16	860	1300	50	22	12-12
EKA 302 B6B 60 LN	3,20	2,00	1360	8	19,10	5,00	2	70	0,32	860	2600	53	33	12-22
EKA 303 B6B 60 LN	4,90	3,00	2040	8	28,60	7,40	3	105	0,48	860	3900	55	44	12-22
EKA 304 B6B 60 LN	6,40	4,00	2720	8	38,10	9,90	4	140	0,64	860	5200	56	55	16-28
EKA 305 B6B 60 LN	8,10	5,00	3400	8	47,70	12,40	5	175	0,80	860	6500	57	66	16-28
<b>Passo Aletta/Fin Space - 8 mm</b>														
EKA 301 B6B 80 LN	1,40	0,90	710	8	7,40	2,50	1	35	0,16	860	1300	50	22	12-12
EKA 302 B6B 80 LN	3,00	1,90	1420	8	14,60	5,00	2	70	0,32	860	2600	53	33	12-22
EKA 303 B6B 80 LN	4,60	2,90	2130	8	22,10	7,40	3	105	0,48	860	3900	55	44	12-22
EKA 304 B6B 80 LN	6,00	3,70	2840	8	29,50	9,90	4	140	0,64	860	5200	56	55	16-28
EKA 305 B6B 80 LN	7,60	4,70	3550	8	36,90	12,40	5	175	0,80	860	6500	57	66	16-28
<b>Passo Aletta/Fin Space - 11 mm</b>														
EKA 301 B6B 11 LN	1,10	0,70	740	9	5,60	2,50	1	35	0,16	860	1300	50	22	12-12
EKA 302 B6B 11 LN	2,70	1,70	1480	9	11,20	5,00	2	70	0,32	860	2600	53	33	12-22
EKA 303 B6B 11 LN	4,10	2,50	2220	9	16,80	7,40	3	105	0,48	860	3900	55	44	12-22
EKA 304 B6B 11 LN	5,30	3,30	2960	9	22,40	9,90	4	140	0,64	860	5200	56	55	16-28
EKA 305 B6B 11 LN	6,80	4,20	3700	9	28,10	12,40	5	175	0,80	860	6500	57	66	16-28

EKA 30



**EKD 23****COMMERCIALI BI-FLUSSO / COMMERCIAL DUAL DISCHARGE****CARATTERISTICHE COSTRUTTIVE**

- ~ batteria realizzata con tubo di rame Ø 10 mm ed aletta di alluminio
- ~ involucro in alluminio pre verniciato bianco o inox su richiesta
- ~ motoventilatori 230V/1F/50Hz cablati
  - a richiesta possibilità di:
    - trattamenti protettivi della batteria

**SBRINAMENTO**


- ~ ARIA: "A" senza sistema di sbrinamento
- ~ ELETTRICO: "E" a mezzo resistente corazzate in acciaio inossidabile con terminali vulcanizzati

**CONSTRUCTION CHARACTERISTICS**

- ~ 10 mm O.D. seamless copper tube expanded into aluminium fins
- ~ casing in white pre-coated aluminium or inox on request
- ~ wired 230V/1F/50Hz motorfans
  - on request:
    - protective treatment of coils

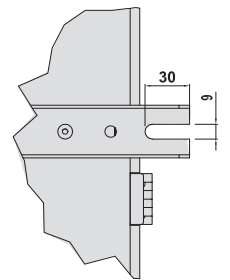
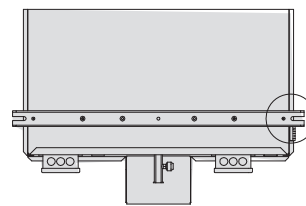
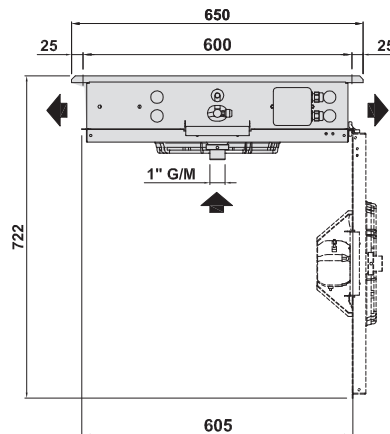
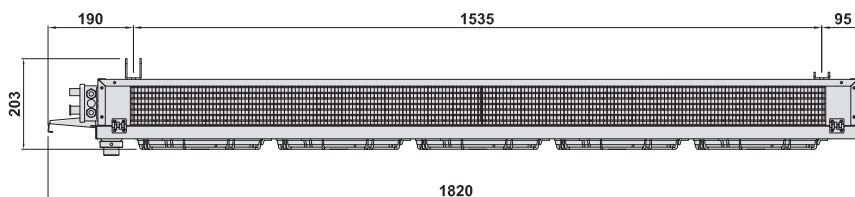
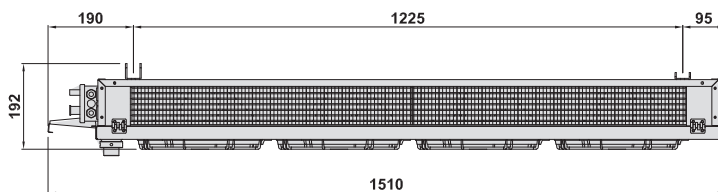
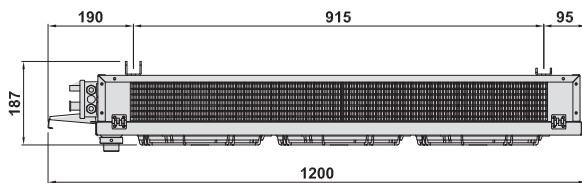
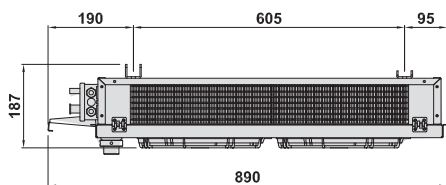
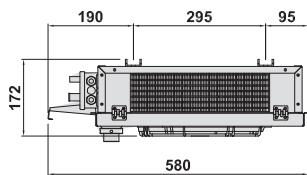
**DEFROST**

- ~ AIR: "A" without defrost system
- ~ ELECTRIC: "E" stainless steel sheathed electric heaters, vulcanized terminals




Modello Model	Resa Capacity T <sub>c</sub> =0°C DT 8K	Resa Capacity T <sub>c</sub> =-25°C DT 6K	Portata Aria Air Flow	Freccia Aria Air Throw	Superficie Surface	Volume Interno Internal Volume	Motoventilatori Motors			Sbrinatorio Elettrico Electrical Defrost	Peso Weight	Connessioni Connections	
	SC2	SC4					Ø 230	Tensione 230V/1F/50Hz					
EKD 23	kW	kW	m <sup>3</sup> /h	m	m <sup>2</sup>	dm <sup>3</sup>	n°	W	A	rpm	W	kg	IN/OUT 0 mm
<b>Passo Aletta/Fin Space - 4,0 mm</b>													
EKD 231 A6A 40	0,7		300	2,00	3,90	1,10	1	36	0,25	1300	600	9	12-16
EKD 232 A6A 40	1,7		600	2,00	7,90	2,10	2	72	0,50	1300	1200	14	12-16
EKD 233 A6A 40	2,5		900	3,00	11,80	3,20	3	108	0,75	1300	1800	19	12-16
EKD 234 A6A 40	3,3		1200	3,00	15,70	4,20	4	144	1,00	1300	2400	24	12-16
EKD 235 A6A 40	4,1		1500	3,00	19,60	5,30	5	180	1,25	1300	3000	29	12-16
<b>Passo Aletta/Fin Space - 6 mm</b>													
EKD 231 A6A 60	0,6		350	2,00	2,90	1,10	1	36	0,25	1300	600	9	12-16
EKD 232 A6A 60	1,6		700	2,00	5,80	2,10	2	72	0,50	1300	1200	14	12-16
EKD 233 A6A 60	2,3		1000	3,00	8,70	3,20	3	108	0,75	1300	1800	19	12-16
EKD 234 A6A 60	3,1		1350	3,00	11,60	4,20	4	144	1,00	1300	2400	24	12-16
EKD 235 A6A 60	3,9		1650	3,00	14,50	5,30	5	180	1,25	1300	3000	29	12-16

## EKD 23








# EKD 35

## COMMERCIALI BI-FLUSSO / *COMMERCIAL DUAL DISCHARGE*



### CARATTERISTICHE COSTRUTTIVE

- ~ batteria realizzata con tubo di rame Ø 12 mm ed aletta di alluminio
- ~ involucro in alluminio pre verniciato bianco o inox su richiesta
- ~ motoventilatori 230V/1F/50Hz cablati
  - a richiesta possibilità di:
    - trattamenti protettivi della batteria
    - funzionamento ad acqua glicolata

### SBRINAMENTO

- ~ ARIA: "A" senza sistema di sbrinamento
- ~ ELETTRICO: "E" a mezzo resistenze corazzate in acciaio inossidabile con terminali vulcanizzati


### CONSTRUCTION CHARACTERISTICS

- ~ 12 mm O.D. seamless copper tube expanded into aluminium fins
- ~ casing in white pre-coated aluminium or inox on request
- ~ wired 230V/1F/50Hz motorfans
  - on request:
    - protective treatment of coils
    - brine mode use

### DEFROST

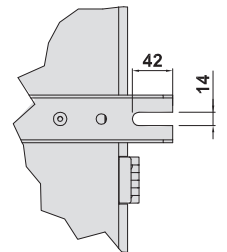
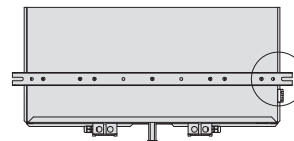
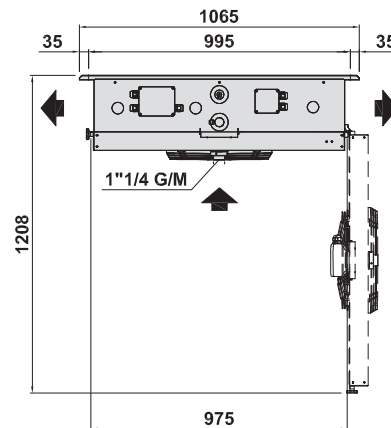

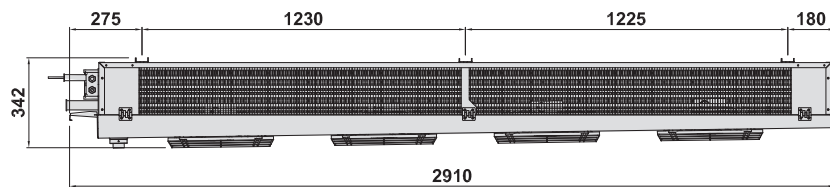
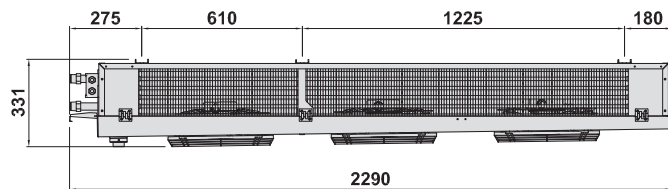
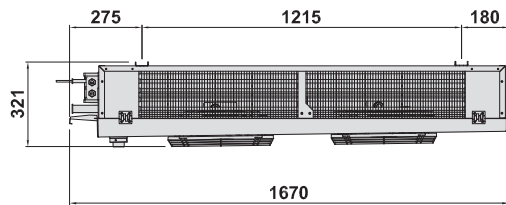
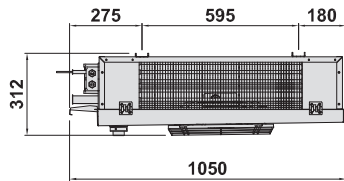
- ~ AIR: "A" without defrost system
- ~ ELECTRIC: "E" stainless steel sheathed electric heaters, vulcanized terminals


Modello Model	Resa Capacity T <sub>c</sub> =0°C DT 8K	Resa Capacity T <sub>c</sub> =-25°C DT 6K	Portata Aria Air Flow	Freccia Aria Air Throw	Superficie Surface	Volume Interno Internal Volume	Motoventilatori Motors			Sbrina- mento Elettrico Electrical Defrost	Pressione Sonora Sound Pressure Level	Peso Weight	Connessioni Connections	
	SC2	SC4					Ø 350	Tensione 230V/1F/50Hz						
EKD 35	kW	kW	m³/h	m	m²	dm³	n°	W	A	rpm	W	dB(A) @ 5m	kg	IN/OUT Ø mm
Passo Aletta/Fin Space - 4,0 mm														
EKD 351 B4B 40	3,9		2200	8	19	3,50	1	130	0,66	1400	1,72	52	40	12-22
EKD 351 B6B 40	4,9		2050	7	28,5	5,20	1	130	0,66	1400	1,72	52	43	12-28
EKD 352 B4B 40	7,8		4400	10	38	6,90	2	260	1,32	1400	3,44	54	80	12-28
EKD 352 B6B 40	9,9		4100	8	57	10,40	2	260	1,32	1400	3,44	54	85	16-28
EKD 353 B4B 40	11,7		6600	11	57	10,40	3	390	1,98	1400	5,16	56	120	16-28
EKD 353 B6B 40	14,9		6150	9	85,5	15,60	3	390	1,98	1400	5,16	56	128	16-35
EKD 354 B6B 40	19,7		8150	10	114	20,70	4	520	2,64	1400	6,88	57	170	22-35
EKD 355 B6B 40	24,8		10150	11	142,5	25,90	5	650	3,3	1400	8,60	58	213	22-35
Passo Aletta/Fin Space - 6,0 mm														
EKD 351 B4B 60	3,2		2300	8	12,70	3,50	1	134	0,66	1400	1,72	52	40	12-22
EKD 351 B6B 60	4,3		2150	7	19,10	5,20	1	134	0,66	1400	1,72	52	43	12-28
EKD 352 B4B 60	6,5		4550	10	25,40	6,90	2	268	1,32	1400	3,44	54	80	12-28
EKD 352 B6B 60	8,7		4300	9	38,10	10,40	2	268	1,32	1400	3,44	54	85	16-28
EKD 353 B4B 60	9,7		6750	11	38,10	10,40	3	402	1,98	1400	5,16	56	120	16-28
EKD 353 B6B 60	13,0		6450	10	57,20	15,60	3	402	1,98	1400	5,16	56	128	16-35
EKD 354 B6B 60	17,6		8550	11	76,30	20,70	4	536	2,64	1400	6,88	57	170	22-35
EKD 355 B6B 60	22,0		10650	11	95,30	25,90	5	670	3,30	1400	8,60	58	213	22-35
Passo Aletta/Fin Space - 8,0 mm														
EKD 351 B4B 80	2,8		2300	9	9,80	3,50	1	134	0,66	1400	1,72	52	40	12-22
EKD 351 B6B 80	3,8		2200	8	14,80	5,20	1	134	0,66	1400	1,72	52	43	12-28
EKD 352 B4B 80	5,6		4600	10	19,70	6,90	2	268	1,32	1400	3,44	54	80	12-28
EKD 352 B6B 80	7,7		4400	9	29,50	10,40	2	268	1,32	1400	3,44	54	85	16-28
EKD 353 B4B 80	8,5		6900	12	29,50	10,40	3	402	1,98	1400	5,16	56	120	16-28
EKD 353 B6B 80	11,8		6600	10	44,30	15,60	3	402	1,98	1400	5,16	56	128	16-35
EKD 354 B6B 80	15,8		8750	11	59,00	20,70	4	536	2,64	1400	6,88	57	170	22-35
EKD 355 B6B 80	19,5		10900	12	73,80	25,90	5	670	3,30	1400	8,60	58	213	22-35



Modello Model	Resa Capacity Tc=0°C DT 8K	Resa Capacity Tc=-25°C DT 6K	Portata Aria Air Flow	Freccia Aria Air Throw	Superficie Surface	Volume Interno Internal Volume	Motoventilatori Motorfans			Sbrina- mento Elettrico Electrical Defrost	Pressione Sonora Sound Pressure Level	Peso Weight	Connessioni Connections	
	SC2	SC4					Ø 350	Tensione 230V/1F/50Hz						
EKD 35 LN	kW	kW	m³/h	m	m²	dm³	n°	W	A	rpm	W	dB(A) @ 5m	kg	IN/OUT Ø mm
<b>Passo Aletta/Fin Space - 4,0 mm</b>														
EKD 351 B4B 40 LN	3,1		1500	8	19	3,50	1	80	0,68	900	1,72	42	40	12-22
EKD 351 B6B 40 LN	3,7		1350	7	28,5	5,20	1	80	0,68	900	1,72	42	43	12-28
EKD 352 B4B 40 LN	6,3		3000	10	38	6,90	2	160	1,36	900	3,44	44	80	12-28
EKD 352 B6B 40 LN	7,5		2700	8	57	10,40	2	160	1,36	900	3,44	44	85	16-28
EKD 353 B4B 40 LN	9,3		4450	11	57	10,40	3	240	2,04	900	5,16	46	120	16-28
EKD 353 B6B 40 LN	11,2		4050	9	85,5	15,60	3	240	2,04	900	5,16	46	128	22-35
EKD 354 B6B 40 LN	15,1		5400	10	114	20,70	4	320	2,72	900	6,88	47	170	22-35
EKD 355 B6B 40 LN	18,4		6700	11	142,5	25,90	5	400	3,4	900	8,60	48	213	22-35
<b>Passo Aletta/Fin Space - 6,0 mm</b>														
EKD 351 B4B 60 LN	2,7		1600	8	12,70	3,50	1	80	0,68	900	1,72	42	40	12-22
EKD 351 B6B 60 LN	3,4		1450	7	19,10	5,20	1	80	0,68	900	1,72	42	43	12-28
EKD 352 B4B 60 LN	5,3		3150	10	25,40	6,90	2	160	1,36	900	3,44	44	80	12-28
EKD 352 B6B 60 LN	6,8		2900	9	38,10	10,40	2	160	1,36	900	3,44	44	85	16-28
EKD 353 B4B 60 LN	8,1		4700	11	38,10	10,40	3	240	2,04	900	5,16	46	120	16-28
EKD 353 B6B 60 LN	10,3		4300	10	57,20	15,60	3	240	2,04	900	5,16	46	128	22-35
EKD 354 B6B 60 LN	13,8		5700	11	76,30	20,70	4	320	2,72	900	6,88	47	170	22-35
EKD 355 B6B 60 LN	17,1		7150	11	95,30	25,90	5	400	3,4	900	8,60	48	213	22-35
<b>Passo Aletta/Fin Space - 8,0 mm</b>														
EKD 351 B4B 80 LN	2,3		1650	9	9,80	3,50	1	80	0,68	900	1,72	42	40	12-22
EKD 351 B6B 80 LN	3,0		1500	8	14,80	5,20	1	80	0,68	900	1,72	42	43	12-28
EKD 352 B4B 80 LN	4,7		3250	10	19,70	6,90	2	160	1,36	900	3,44	44	80	12-28
EKD 352 B6B 80 LN	6,1		3000	9	29,50	10,40	2	160	1,36	900	3,44	44	85	16-28
EKD 353 B4B 80 LN	7,2		4800	12	29,50	10,40	3	240	2,04	900	5,16	46	120	16-28
EKD 353 B6B 80 LN	9,5		4450	10	44,30	15,60	3	240	2,04	900	5,16	46	128	22-35
EKD 354 B6B 80 LN	12,3		5950	11	59,00	20,70	4	320	2,72	900	6,88	47	170	22-35
EKD 355 B6B 80 LN	15,7		7400	12	73,80	25,90	5	400	3,4	900	8,60	48	213	22-35


## EKD 35





# EKC 25/30/35/45

COMMERCIALI CUBICI / *COMMERCIAL CUBIC*



## CARATTERISTICHE COSTRUTTIVE

- ~ batteria realizzata con tubo di rame Ø 12 mm ed aletta di alluminio
- a richiesta realizzazione con tubo in acciaio inox
- ~ involucro in alluminio pre verniciato bianco o inox su richiesta
- ~ motoventilatori 230V/1F/50Hz
  - a richiesta possibilità di:
    - trattamenti protettivi della batteria
    - funzionamento ad acqua glicolata

## SBRINAMENTO

- ~ ARIA: "A" senza sistema di sbrinamento
- ~ ACQUA: "W" solo per serie EKC 45
- ~ ELETTRICO: "E" a mezzo resistente corazzate in acciaio inossidabile con terminali vulcanizzati
- ~ SPECIALE: gas caldo in vari sistemi


## CONSTRUCTION CHARACTERISTICS

- ~ 12 mm O.D. seamless copper tube expanded into aluminium fins
- stainless steel tube on request
- ~ casing in white pre-coated aluminium or inox on request
- ~ wired 230V/1F/50Hz motorfans
  - on request:
    - protective treatment of coils
    - brine mode use

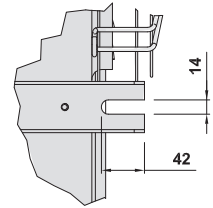
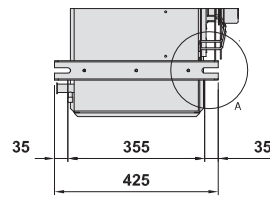
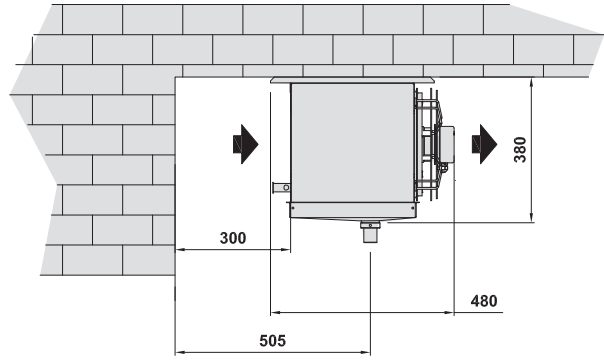
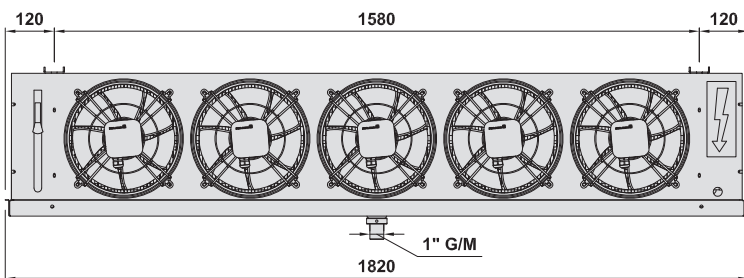
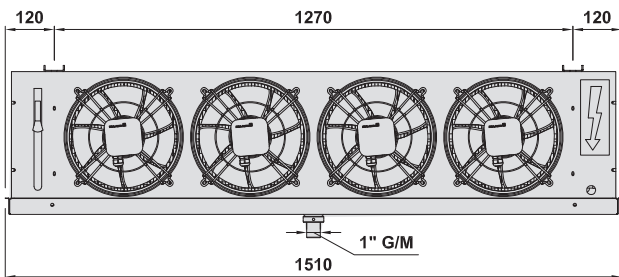
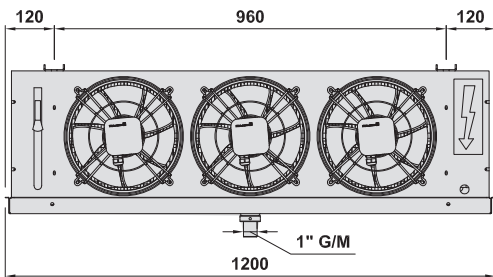
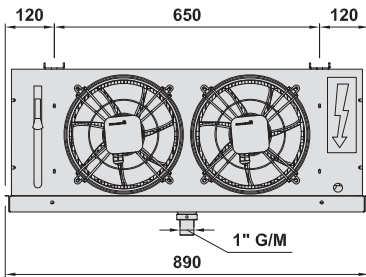
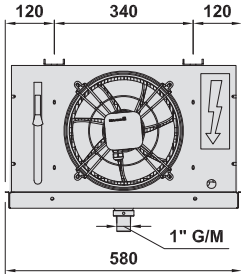
## DEFROST

- ~ AIR: "A" without defrost system
- ~ WATER: "W" only for EKC 45 by means of sparge pipe
- ~ ELECTRIC: "E" stainless steel sheathed electric heaters, vulcanized terminals
- ~ SPECIAL: hot gas defrost

Modello Model	Resa Capacity T <sub>c</sub> =0°C DT 8K	Resa Capacity T <sub>c</sub> =-25°C DT 7K	Portata Aria Air Flow	Freccia Aria Air Throw	Superficie Surface	Volume Interno Internal Volume	Motoventilatori Motors			Sbrina- mento Elettrico Electrical Defrost	Pressione Sonora Sound Pressure Level	Peso Weight	Conessioni Connections	
	SC2	SC3					Ø 250	Tensione 230V/1F/50Hz						
EKC 25	kW	kW	m³/h	m	m²	dm³	n°	W	A	rpm	W	dB(A) @ 5m	kg	IN/OUT Ø mm
<b>Passo Aletta/Fin Space - 4 mm</b>														
EKC 251 A4A 40	1,1		550	7	7,1	1,30	1	50	0,23	1380	0,66	0,23	7	12-12
EKC 251 A6A 40	1,3		450	6	10,7	1,90	1	50	0,23	1380	0,66	0,23	8	12-12
EKC 252 A4A 40	2,2		1050	8	14,2	2,60	2	100	0,46	1380	1,32	0,46	12	12-22
EKC 252 A6A 40	2,6		900	7	21,4	3,90	2	100	0,46	1380	1,32	0,46	14	12-22
EKC 253 A4A 40	3,3		1550	9	21,4	3,90	3	150	0,69	1380	1,98	0,69	17	12-22
EKC 253 A6A 40	3,8		1350	8	32,1	5,80	3	150	0,69	1380	1,98	0,69	20	12-28
EKC 254 A6A 40	5,6		2550	9	35,6	7,80	4	200	0,92	1380	2,64	0,92	26	12-28
EKC 255 A6A 40	6,2		2250	9	53,4	9,70	5	250	1,15	1380	3,30	1,15	32	12-28
<b>Passo Aletta/Fin Space - 6 mm</b>														
EKC 251 A4A 60	0,9		550	7	4,9	1,30	1	50	0,23	1380	0,66	0,23	7	12-12
EKC 251 A6A 60	1,2		500	6	7,4	1,90	1	50	0,23	1380	0,66	0,23	8	12-12
EKC 252 A4A 60	1,9		1100	9	9,8	2,60	2	100	0,46	1380	1,32	0,46	12	12-22
EKC 252 A6A 60	2,4		1000	7	14,7	3,90	2	100	0,46	1380	1,32	0,46	14	12-22
EKC 253 A4A 60	2,9		1600	10	14,7	3,90	3	150	0,69	1380	1,98	0,69	17	12-22
EKC 253 A6A 60	3,5		1450	8	22,1	5,80	3	150	0,69	1380	1,98	0,69	20	12-28
EKC 254 A6A 60	4,8		1950	9	29,4	7,80	4	200	0,92	1380	2,64	0,92	26	12-28
EKC 255 A6A 60	5,9		2450	10	36,8	9,70	5	250	1,15	1380	3,30	1,15	32	12-28
<b>Passo Aletta/Fin Space - 8 mm</b>														
EKC 251 A4A 80	0,7	0,6	600	8	3,8	1,30	1	50	0,23	1380	0,66	0,23	7	12-12
EKC 251 A6A 80	1,1	0,8	550	6	5,7	1,90	1	50	0,23	1380	0,66	0,23	8	12-12
EKC 252 A4A 80	1,7	1,2	1150	9	7,6	2,60	2	100	0,46	1380	1,32	0,46	12	12-22
EKC 252 A6A 80	2,2	1,6	1050	8	11,4	3,90	2	100	0,46	1380	1,32	0,46	14	12-22
EKC 253 A4A 80	2,5	1,9	1700	10	11,4	3,90	3	150	0,69	1380	1,98	0,69	17	12-22
EKC 253 A6A 80	3,3	2,4	1550	9	17,1	5,80	3	150	0,69	1380	1,98	0,69	20	12-28
EKC 254 A6A 80	4,4	3,3	2050	9	22,8	7,80	4	200	0,92	1380	2,64	0,92	26	12-28
EKC 255 A6A 80	5,5	3,9	2550	10	28,5	9,70	5	250	1,15	1380	3,30	1,15	32	12-28
<b>Passo Aletta/Fin Space - 10 mm</b>														
EKC 251 A4A 10	0,6	0,5	600	8	3,1	1,30	1	50	0,23	1380	0,66	0,23	7	12-12
EKC 251 A6A 10	1,0	0,7	550	7	4,7	1,90	1	50	0,23	1380	0,66	0,23	8	12-12
EKC 252 A4A 10	1,5	1,1	1150	9	6,3	2,60	2	100	0,46	1380	1,32	0,46	12	12-22
EKC 252 A6A 10	2,0	1,5	1050	8	9,4	3,90	2	100	0,46	1380	1,32	0,46	14	12-22
EKC 253 A4A 10	2,3	1,7	1700	10	9,4	3,90	3	150	0,69	1380	1,98	0,69	17	12-22
EKC 253 A6A 10	3,1	2,2	1600	9	14,1	5,80	3	150	0,69	1380	1,98	0,69	20	12-28
EKC 254 A6A 10	4,1	3,1	2100	10	18,8	7,80	4	200	0,92	1380	2,64	0,92	26	12-28
EKC 255 A6A 10	5,1	3,7	2600	10	23,5	9,70	5	250	1,15	1380	3,30	1,15	32	12-28




EKC 25

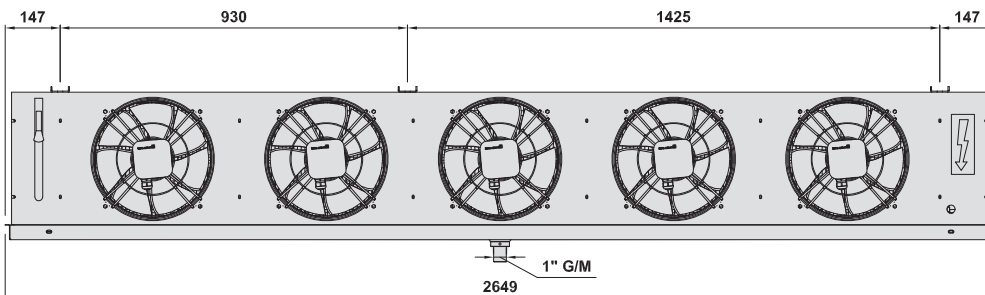
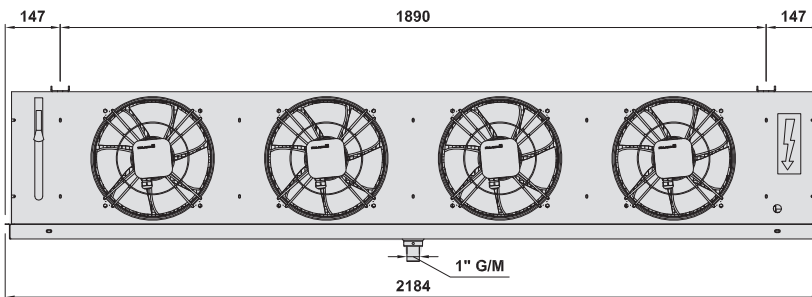
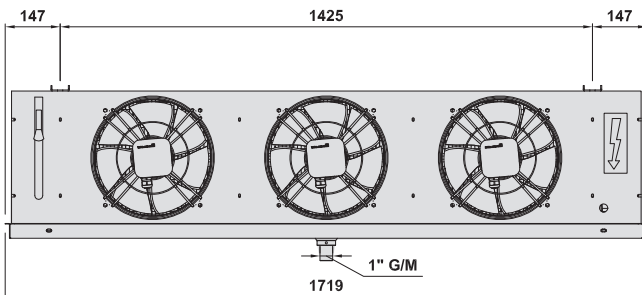
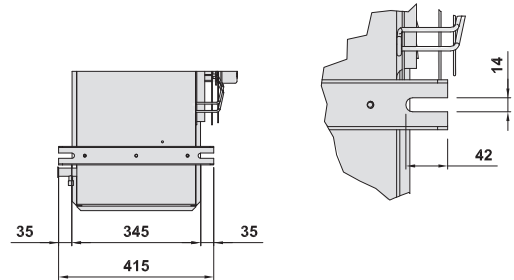
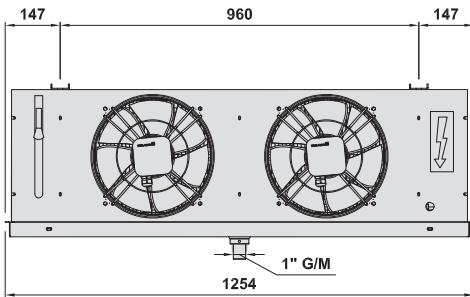
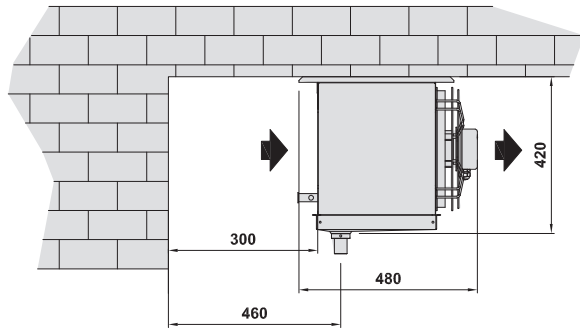
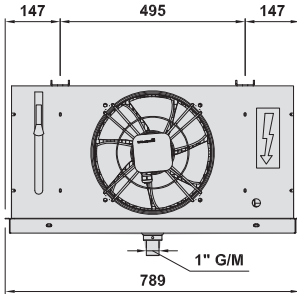


Modello Model	Resa Capacity Tc=0°C DT 8K	Resa Capacity Tc=-25°C DT 7K	Portata Aria Air Flow	Freccia Aria Air Throw	Superficie Surface	Volume Interno Internal Volume	Motoventilatori Motorfans			Sbrina- mento Elettrico Electrical Defrost	Pressione Sonora Sound Pressure Level	Peso Weight	Connessioni Connections	
	SC2	SC3					Ø 300	Tensione 230V/1F/50Hz						
EKC 30	kW	kW	m³/h	m	m²	dm³	n°	W	A	rpm	W	dB(A) @ 5m	kg	IN/OUT Ø mm
<b>Passo Aletta/Fin Space - 4 mm</b>														
EKC 301 B3B 40	1,9		1350	12	8,9	1,60	1	85	0,42	1380	990	50	15	12-12
EKC 301 B4B 40	2,2		1250	11	11,9	2,20	1	85	0,42	1380	990	50	16	12-12
EKC 302 B3B 40	3,8		2650	14	17,8	3,20	2	170	0,84	1380	1980	53	26	12-22
EKC 302 B4B 40	4,6		2500	13	23,7	4,30	2	170	0,84	1380	1980	53	28	12-22
EKC 302 B5B 40	4,9		2350	13	29,7	5,40	2	170	0,84	1380	1980	53	30	12-22
EKC 303 B3B 40	5,5		3950	16	26,7	4,90	3	255	1,26	1380	2970	54	37	12-22
EKC 303 B4B 40	6,9		3700	15	35,6	6,50	3	255	1,26	1380	2970	54	40	12-22
EKC 303 B5B 40	7,8		3500	15	44,5	8,10	3	255	1,26	1380	2970	54	43	12-28
EKC 304 B4B 40	8,7		4950	16	47,5	8,60	4	340	1,68	1380	3860	55	52	12-28
EKC 304 B5B 40	10,1		4650	16	59,4	10,80	4	340	1,68	1380	3860	55	56	12-28
EKC 305 B5B 40	12,6		5750	17	74,2	13,50	5	425	2,1	1380	4950	56	69	16-28
<b>Passo Aletta/Fin Space - 6 mm</b>														
EKC 301 B3B 60	1,5		1400	12	6,1	1,60	1	85	0,42	1380	990	50	15	12-12
EKC 301 B4B 60	1,9		1350	11	8,2	2,20	1	85	0,42	1380	990	50	16	12-12
EKC 302 B3B 60	3,1		2800	15	12,3	3,20	2	170	0,84	1380	1980	53	26	12-22
EKC 302 B4B 60	3,9		2650	14	16,4	4,30	2	170	0,84	1380	1980	53	28	12-22
EKC 302 B5B 60	4,5		2500	14	20,4	5,40	2	170	0,84	1380	1980	53	30	12-22
EKC 303 B3B 60	4,7		4150	17	18,4	4,90	3	255	1,26	1380	2970	54	37	12-22
EKC 303 B4B 60	5,9		3950	15	24,5	6,50	3	255	1,26	1380	2970	54	40	12-22
EKC 303 B5B 60	6,9		3750	15	30,7	8,10	3	255	1,26	1380	2970	54	43	12-28
EKC 304 B4B 60	7,6		5250	17	32,7	8,60	4	340	1,68	1380	3860	55	52	12-28
EKC 304 B5B 60	9,1		4950	17	40,9	10,80	4	340	1,68	1380	3860	55	56	12-28
EKC 305 B5B 60	11,3		6200	18	51,1	13,50	5	425	2,1	1380	4950	56	69	16-28
<b>Passo Aletta/Fin Space - 8 mm</b>														
EKC 301 B3B 80	1,3	1,0	1450	13	4,7	1,60	1	85	0,42	1380	990	50	15	12-12
EKC 301 B4B 80	1,7	1,3	1350	12	6,3	2,20	1	85	0,42	1380	990	50	16	12-12
EKC 302 B3B 80	2,6	2,1	2850	16	9,5	3,20	2	170	0,84	1380	1950	53	26	12-22
EKC 302 B4B 80	3,4	2,6	2700	14	12,7	4,30	2	170	0,84	1380	1950	53	28	12-22
EKC 302 B5B 80	3,8	3,0	2600	14	15,8	5,40	2	170	0,84	1380	1950	53	30	12-22
EKC 303 B3B 80	4,1	3,0	4250	17	14,2	4,90	3	255	1,26	1380	2910	54	37	12-22
EKC 303 B4B 80	5,2	4,0	4050	16	19,00	6,50	3	255	1,26	1380	2910	54	40	12-22
EKC 303 B5B 80	6,1	5,0	3900	16	23,7	8,10	3	255	1,26	1380	2910	54	43	12-28
EKC 304 B4B 80	6,8	5,3	5400	17	25,3	8,60	4	340	1,68	1380	3870	55	52	12-28
EKC 304 B5B 80	8,2	6,0	5150	17	31,6	10,80	4	340	1,68	1380	3870	55	56	12-28
EKC 305 B5B 80	9,9	6,9	6450	18	39,60	13,50	5	425	2,1	1380	5160	56	69	16-28
<b>Passo Aletta/Fin Space - 10 mm</b>														
EKC 301 B3B 100	1,2	0,9	1450	13	3,9	1,60	1	85	0,42	1380	990	50	15	12-12
EKC 301 B4B 100	1,5	1,2	1400	12	5,2	2,20	1	85	0,42	1380	990	50	16	12-12
EKC 302 B3B 100	2,3	1,8	2900	16	7,8	3,20	2	170	0,84	1380	1950	53	26	12-22
EKC 302 B4B 100	3,1	2,4	2750	15	10,4	4,30	2	170	0,84	1380	1950	53	28	12-22
EKC 302 B5B 100	3,7	2,7	2650	15	13,00	5,40	2	170	0,84	1380	1950	53	30	12-22
EKC 303 B3B 100	3,6	2,7	4300	18	11,7	4,90	3	255	1,26	1380	2910	54	37	12-22
EKC 303 B4B 100	4,5	3,6	4150	16	15,7	6,50	3	255	1,26	1380	2910	54	40	12-22
EKC 303 B5B 100	5,6	4,3	3950	16	19,6	8,10	3	255	1,26	1380	2910	54	43	12-28
EKC 304 B4B 100	6,2	5,1	5500	18	20,9	8,60	4	340	1,68	1380	3870	55	52	12-28
EKC 304 B5B 100	7,5	5,5	5300	18	26,1	10,80	4	340	1,68	1380	3870	55	56	12-28
EKC 305 B5B 100	9,1	6,9	6600	19	32,6	13,50	5	425	2,1	1380	5160	56	69	16-28






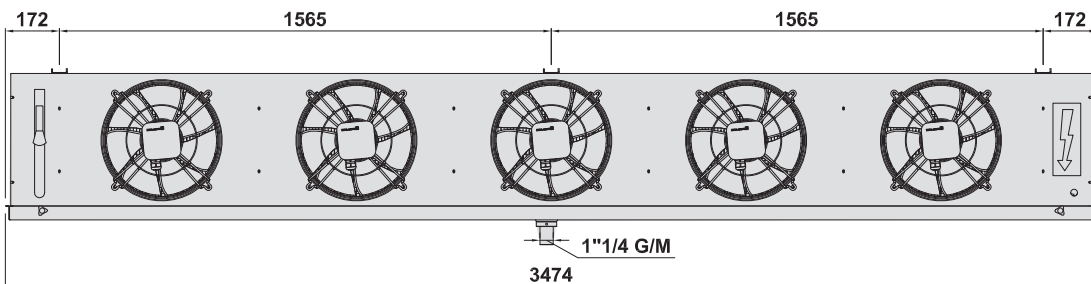
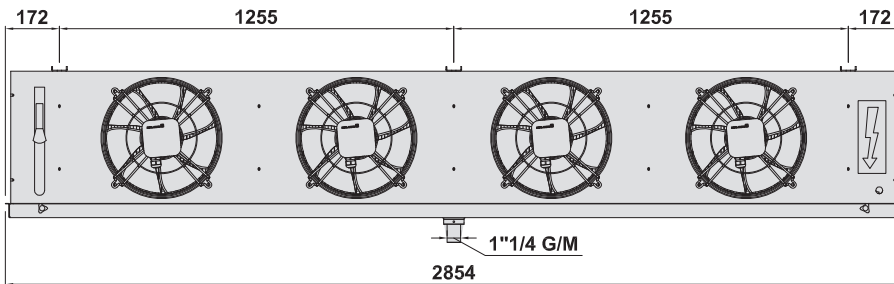
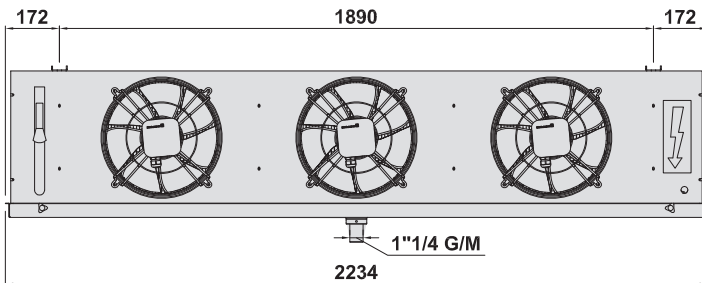
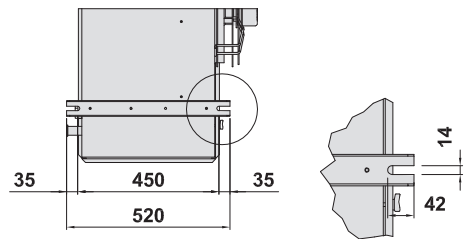
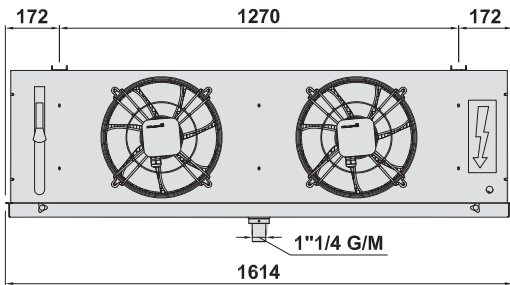
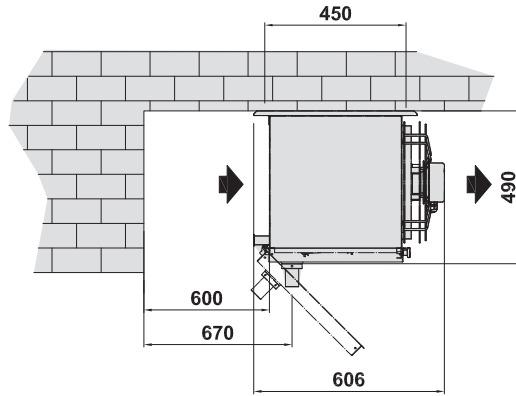
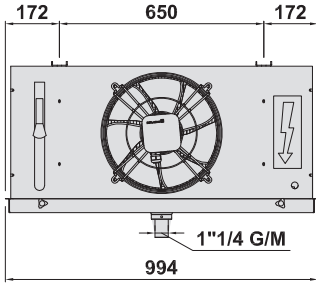
EKC 30



Modello Model	Resa Capacity T <sub>c</sub> =0°C DT 8K	Resa Capacity T <sub>c</sub> =-25°C DT 7K	Portata Aria Air Flow	Freccia Aria Air Throw	Superficie Surface	Volume Interno Internal Volume	Motoventilatori Motorfans			Sbrina- mento Elettrico Electrical Defrost	Pressione Sonora Sound Pressure Level	Peso Weight	Conessioni Connections	
	SC2	SC3					Ø 350	Tensione 230V/1F/50Hz						
								W	A					rpm
EKC 35	kW	kW	m³/h	m	m²	dm³	n°	W	A	rpm	W	dB(A) @ 5m	kg	IN/OUT Ø mm
<b>Passo Aletta/Fin Space - 4 mm</b>														
EKC 351 C4C 40	3,9		2200	17	19,00	3,50	1	134	0,66	1400	1720	52	30	12-18
EKC 351 C6C 40	4,9		2050	16	28,5	5,20	1	134	0,66	1400	1720	52	32	12-22
EKC 352 C4C 40	7,8		4400	20	38,00	6,90	2	268	1,32	1400	3440	54	51	12-28
EKC 352 C6C 40	9,9		4100	19	57,00	10,40	2	268	1,32	1400	3440	54	55	16-28
EKC 353 C4C 40	11,7		6600	23	57,00	10,40	3	402	1,98	1400	5160	56	72	16-28
EKC 353 C6C 40	14,9		6150	22	85,5	15,60	3	402	1,98	1400	5160	56	78	28-35
EKC 354 C6C 40	19,7		8150	23	114,00	20,70	4	536	2,64	1400	6880	57	101	28-35
EKC 354 C8C 40	21,9		7550	22	152,00	27,60	4	536	2,64	1400	8600	57	109	28-35
EKC 355 C8C 40	26,5		9400	23	190,00	34,60	5	670	3,30	1400	10750	58	134	35-35
<b>Passo Aletta/Fin Space - 6 mm</b>														
EKC 351 C4C 60	3,2		2300	18	13,1	3,50	1	134	0,66	1400	1720	52	30	12-18
EKC 351 C6C 60	4,3		2150	17	19,6	5,20	1	134	0,66	1400	1720	52	32	12-22
EKC 352 C4C 60	6,5		4550	21	26,2	6,90	2	268	1,32	1400	3440	54	51	12-28
EKC 352 C6C 60	8,7		4300	20	39,2	10,40	2	268	1,32	1400	3440	54	55	16-28
EKC 353 C4C 60	9,7		6750	24	39,2	10,40	3	402	1,98	1400	5160	56	72	16-28
EKC 353 C6C 60	13,0		6450	22	58,9	15,60	3	402	1,98	1400	5160	56	78	28-35
EKC 354 C6C 60	17,6		8550	24	78,5	20,70	4	536	2,64	1400	6880	57	101	28-35
EKC 354 C8C 60	20,5		8050	23	104,7	27,60	4	536	2,64	1400	8600	57	109	28-35
EKC 355 C8C 60	25,1		10050	24	130,8	34,60	5	670	3,30	1400	10750	58	134	35-35
<b>Passo Aletta/Fin Space - 8 mm</b>														
EKC 351 C4C 80	2,8	2,2	2300	18	10,1	3,50	1	134	0,66	1400	1720	52	30	12-18
EKC 351 C6C 80	3,8	3,0	2200	17	15,2	5,20	1	134	0,66	1400	1720	52	32	12-22
EKC 352 C4C 80	5,6	4,5	4600	22	20,2	6,90	2	268	1,32	1400	3440	54	51	12-28
EKC 352 C6C 80	7,7	6,1	4400	21	30,4	10,40	2	268	1,32	1400	3440	54	55	16-28
EKC 353 C4C 80	8,5	6,7	6900	19	30,4	10,40	3	402	1,98	1400	5160	56	72	16-28
EKC 353 C6C 80	11,8	9,2	6600	25	45,6	15,60	3	402	1,98	1400	5160	56	78	28-35
EKC 354 C6C 80	15,8	11,9	8750	25	60,7	20,70	4	536	2,64	1400	6880	57	101	28-35
EKC 354 C8C 80	19,1	14,4	8350	23	81,00	27,60	4	536	2,64	1400	8600	57	109	28-35
EKC 355 C8C 80	23,6	18,1	10400	25	101,2	34,60	5	670	3,30	1400	10750	58	134	35-35
<b>Passo Aletta/Fin Space - 10 mm</b>														
EKC 351 C4C 100	2,5	1,9	2350	16	8,4	3,50	1	134	0,66	1400	1720	52	30	12-18
EKC 351 C6C 100	3,5	2,7	2250	18	12,5	5,20	1	134	0,66	1400	1720	52	32	12-22
EKC 352 C4C 100	5,0	3,9	4650	22	16,7	6,90	2	268	1,32	1400	3440	54	51	12-28
EKC 352 C6C 100	7,0	5,5	4450	21	25,1	10,40	2	268	1,32	1400	3440	54	55	16-28
EKC 353 C4C 100	7,7	5,9	6950	25	25,1	10,40	3	402	1,98	1400	5160	56	72	16-28
EKC 353 C6C 100	10,8	8,2	6700	24	37,6	15,60	3	402	1,98	1400	5160	56	78	28-35
EKC 354 C6C 100	14,4	11,0	8900	22	50,1	20,70	4	536	2,64	1400	6880	57	101	28-35
EKC 354 C8C 100	17,8	14,1	8550	24	66,8	27,60	4	536	2,64	1400	8600	57	109	28-35
EKC 355 C8C 100	22,1	17,0	10650	26	83,5	34,60	5	670	3,30	1400	10750	58	134	35-35

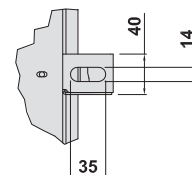
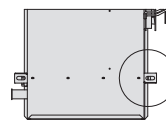
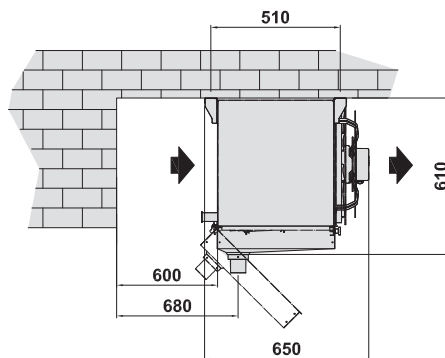
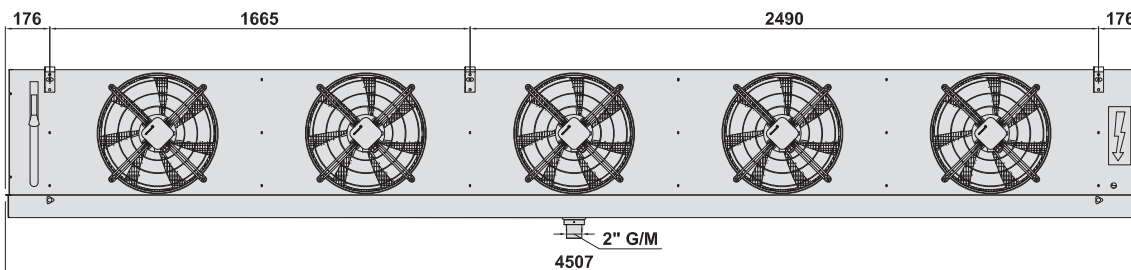
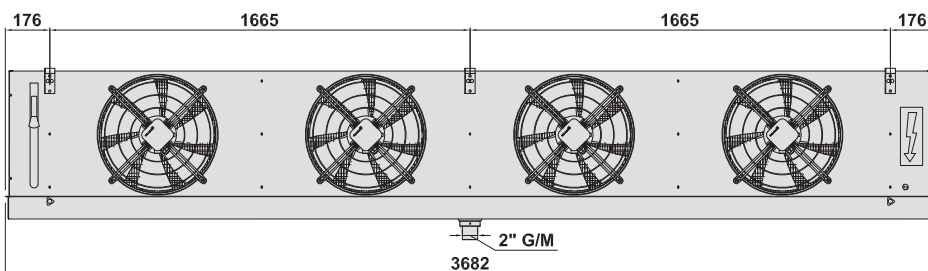
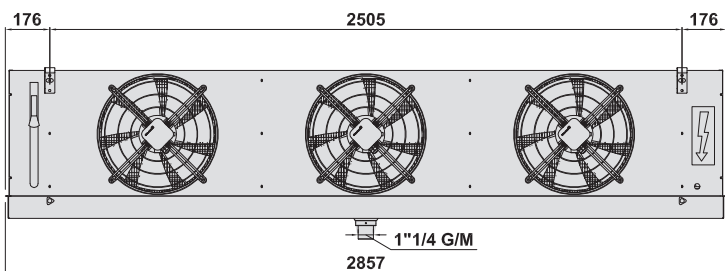
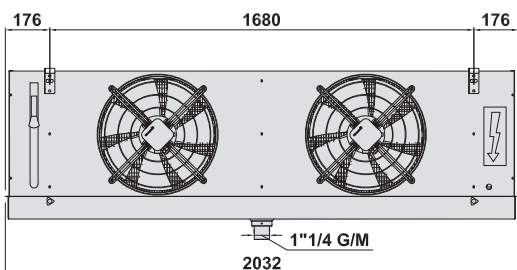
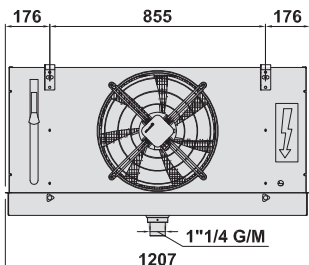


EKC 35



Modello Model	Resa Capacity T <sub>c</sub> =0°C DT 8K	Resa Capacity T <sub>c</sub> =-25°C DT 7K	Portata Aria Air Flow	Freccia Aria Air Throw	Superficie Surface	Volume Interno Internal Volume	Motoventilatori Motorfans			Sbrina- mento Elettrico Electrical Defrost	Pressione Sonora Sound Pressure Level	Peso Weight	Connessioni Connections	
	SC2	SC3					Ø 450	Tensione 230V/1F/50Hz						
	kW	kW					m³/h	m	m²					dm³
<b>Passo Aletta/Fin Space - 4 mm</b>														
EKC 451 D6D 40	8,0		3550	23	44,2	8,00	1	250	1,20	1340	3600	53	64	16-28
EKC 451 D8D 40	8,9		3150	21	59,00	10,70	1	250	1,20	1340	3600	53	67	16-28
EKC 452 D6D 40	16,4		7050	28	88,5	16,10	2	500	2,40	1340	6900	56	110	28-35
EKC 452 D8D 40	17,4		6300	25	118,00	21,50	2	500	2,40	1340	6900	56	116	35-42
EKC 453 D6D 40	24,3		10550	31	132,7	24,10	3	750	3,60	1340	10200	58	156	35-42
EKC 453 D8D 40	26,8		9400	28	177,00	32,20	3	750	3,60	1340	10200	58	165	35-42
EKC 454 D6D 40	32,5		14000	33	177,00	32,20	4	1000	4,80	1340	13500	59	202	35-42
EKC 454 D8D 40	35,5		12500	30	235,9	42,90	4	1000	4,80	1340	13500	59	214	35-42
EKC 455 D6D 40	41,0		17400	36	221,2	40,20	5	1250	6,00	1340	16800	60	242	42-54
EKC 455 D8D 40	44,8		15600	33	294,9	53,60	5	1250	6,00	1340	16800	60	263	42-54
<b>Passo Aletta/Fin Space - 6 mm</b>														
EKC 451 D6D 60	7,0		3900	24	30,5	8,00	1	250	1,20	1340	3600	53	64	16-28
EKC 451 D8D 60	8,3		3500	22	40,6	10,70	1	250	1,20	1340	3600	53	67	16-28
EKC 452 D6D 60	14,5		7750	29	60,9	16,10	2	500	2,40	1340	6900	56	110	28-35
EKC 452 D8D 60	16,7		6950	26	81,2	21,50	2	500	2,40	1340	6900	56	116	35-42
EKC 453 D6D 60	22,1		11500	32	91,4	24,10	3	750	3,60	1340	10200	58	156	35-42
EKC 453 D8D 60	25,4		10350	29	121,9	32,20	3	750	3,60	1340	10200	58	165	35-42
EKC 454 D6D 60	29,5		15250	35	121,9	32,20	4	1000	4,80	1340	13500	59	202	35-42
EKC 454 D8D 60	32,9		13750	32	162,5	42,90	4	1000	4,80	1340	13500	59	214	35-42
EKC 455 D6D 60	36,7		18950	37	152,3	40,20	5	1250	6,00	1340	16800	60	242	42-54
EKC 455 D8D 60	42,1		17100	34	203,1	53,60	5	1250	6,00	1340	16800	60	263	42-54
<b>Passo Aletta/Fin Space - 8 mm</b>														
EKC 451 D6D 80	6,3	5,0	4100	25	23,6	8,00	1	250	1,20	1340	3600	53	64	16-28
EKC 451 D8D 80	7,7	6,0	3750	23	31,4	10,70	1	250	1,20	1340	3600	53	67	16-28
EKC 452 D6D 80	13,2	10,5	8150	30	47,2	16,10	2	500	2,40	1340	6900	56	110	28-35
EKC 452 D8D 80	15,8	12,0	7400	27	62,9	21,50	2	500	2,40	1340	6900	56	116	35-42
EKC 453 D6D 80	20,2	15,8	12100	34	70,7	24,10	3	750	3,60	1340	10200	58	156	35-42
EKC 453 D8D 80	23,9	18,1	11000	31	94,3	32,20	3	750	3,60	1340	10200	58	165	35-42
EKC 454 D6D 80	26,8	20,8	16050	36	94,3	32,20	4	1000	4,80	1340	13500	59	202	35-42
EKC 454 D8D 80	31,0	24,0	14550	33	125,7	42,90	4	1000	4,80	1340	13500	59	214	35-42
EKC 455 D6D 80	33,2	26,2	19950	39	117,9	40,20	5	1250	6,00	1340	16800	60	242	42-54
EKC 455 D8D 80	39,2	30,7	18100	35	157,2	53,60	5	1250	6,00	1340	16800	60	263	42-54
<b>Passo Aletta/Fin Space - 10 mm</b>														
EKC 451 D6D 100	5,5	4,5	4250	25	19,4	8,00	1	250	1,20	1340	3600	53	64	16-28
EKC 451 D8D 100	7,1	5,5	3900	23	25,9	10,70	1	250	1,20	1340	3600	53	67	16-28
EKC 452 D6D 100	12,3	9,5	8400	30	38,9	16,10	2	500	2,40	1340	6900	56	110	28-35
EKC 452 D8D 100	14,7	11,1	7750	28	51,9	21,50	2	500	2,40	1340	6900	56	116	35-42
EKC 453 D6D 100	18,6	14,7	12450	34	58,3	24,10	3	750	3,60	1340	10200	58	156	35-42
EKC 453 D8D 100	22,5	17,1	11500	31	77,8	32,20	3	750	3,60	1340	10200	58	165	35-42
EKC 454 D6D 100	24,6	18,8	16500	37	77,8	32,20	4	1000	4,80	1340	13500	59	202	35-42
EKC 454 D8D 100	29,5	22,2	15200	33	103,7	42,90	4	1000	4,80	1340	13500	59	214	35-42
EKC 455 D6D 100	30,4	24,1	20550	39	97,2	40,20	5	1250	6,00	1340	16800	60	242	42-54
EKC 455 D8D 100	36,8	29,0	18900	36	129,6	53,60	5	1250	6,00	1340	16800	60	263	42-54

EKC 45



**GARANZIA**

**A** - Onda S.p.A. garantisce l'assenza di vizi e difetti nella lavorazione e nei materiali nei Prodotti per 18 mesi dalla data della consegna.

Pertanto ove, durante il periodo di garanzia, i contestati difetti dei Prodotti risultino oggettivamente fondati e siano riconosciuti per iscritto da Onda S.p.A., quest'ultima provvederà gratuitamente alla riparazione o, a sua discrezione, alla sostituzione dei Prodotti difettosi, con consegna effettuata franco fabbrica (Ex Works – Incoterms 2000) Stabilimento di Onda S.p.A. in Via Lord Baden Powell, 11 – 36045 Lonigo (VI).

**B** - Pena di decadenza dalla garanzia, il Cliente dovrà denunciare per iscritto, a mezzo raccomandata con ricevuta di ritorno, i vizi o i difetti riscontrati entro e non oltre 10 (dieci) giorni dal ricevimento dei Prodotti o evidenziati dalla messa in funzione dell'impianto, oppure, trattandosi di vizi e/o difetti occulti, entro e non oltre 10 (dieci) giorni dalla scoperta degli stessi. In questo caso, l'onere della prova della data della scoperta graverà sul Cliente.

**C** - Onda S.p.A. garantisce inoltre che i Prodotti sono fabbricati in conformità alle leggi italiane e alle normative comunitarie vigenti alla data di conferma da parte di Onda S.p.A. del relativo ordine del Cliente.

Salvo diverso accordo scritto tra le parti, tutte le altre spese accessorie agli interventi di sostituzione e/o di riparazione, saranno a carico e a rischio del Cliente.

**D** - La garanzia è esclusa qualora i vizi o difetti dei Prodotti siano stati determinati dalle seguenti cause:

- Naturale usura e deterioramento.
- Riparazioni, manomissioni o modifiche non autorizzate.
- Uso e applicazione impropri.
- Eccessiva sollecitazione termica, anche occasionale.
- Eccessiva sollecitazione elettrica o meccanica.
- Mancato rispetto dei parametri funzionali e ambientali indicati da Onda S.p.A. per il corretto impiego e funzionamento dei Prodotti.
- Installazione dei Prodotti difforme da quella indicate nelle specifiche tecniche fornite da Onda S.p.A.
- Mancata messa a terra dello scambiatore.
- Qualsiasi altra causa imputabile a negligenza del Cliente.

**E** - La garanzia è inoltre esclusa in caso di:

- Eventuale non conformità dei Prodotti a normative italiane e/o comunitarie entrate in vigore dopo la data della trasmissione della conferma d'ordine di Onda S.p.A.;
- Eventuale non conformità dei Prodotti a leggi e/o normative in vigore nel luogo in cui i Prodotti sono installati e/o assemblati dal Cliente e/o nel luogo di finale utilizzazione dei Prodotti, qualora il Cliente non abbia espressamente richiesto la conformità dei Prodotti a tali leggi e/o normative e non abbia regolarmente informato ONDA S.p.A. del loro contenuto prima della data di trasmissione della conferma d'ordine di quest'ultima. Resta inteso che la presente limitazione si intende efficace anche con riferimento a specifiche normative vigenti in Stati dell'Unione Europea ed applicabili in via autonoma rispetto alle normative comunitarie.

**F** - Il Cliente non dovrà vendere o commercializzare Prodotti non conformi alle leggi e/o normative indicate nella precedente lettera E. In caso contrario, il Cliente manleverà ONDA S.p.A. da ogni danno e/o perdita dalla stessa sofferto in seguito a contestazioni, sollevate in via giudiziale o stragiudiziale, da qualsiasi soggetto terzo o da pubblica autorità in conseguenza della fabbricazione da parte di ONDA S.p.A. di prodotti non conformi alle summenzionate leggi e/o normative.

**G** - Ferma restando l'applicazione del DPR 224/1988, in materia di responsabilità per danno da prodotti difettosi, e la responsabilità di Onda S.p.A. in caso di dolo o colpa grave, quest'ultima non sarà in alcun caso responsabile per i danni diretti, indiretti o incidentali che dovessero in qualsiasi modo derivare dalla difettosità dei Prodotti.

**WARRANTY**

**A** - Onda S.p.A. warrants that the Products shall be free from defects in material and workmanship for a period of 18 months from the date of the delivery.

Therefore, should Onda S.p.A., within the warranty period, acknowledge and recognise in writing the existence of the defects in the products and said defects be materially grounded, Onda S.p.A. shall, at its discretion, repair the defective Products at no costs for the Client or replace them by delivering the substitutive products Ex works (Incoterms 2000) at Onda S.p.A.'s premises (Via Lord Baden Powell, 11 – 36045 Lonigo (VI) – Italy).

**B** - Subject to loss of the warranty, notice of any defect shall be given by the Client in writing with return receipt registered letter within, and not later than, 10 (ten) days from the date of receipt of the products or from the start up of the plant. Subject to loss of the warranty, notice of any latent defect of the Products by the Client shall be given in writing, by return receipt registered letter, within and not later than 10 (ten) days from the date of the relevant discovery. It is hereby understood that the burden of the proof of the date of the discovery shall be borne by the Client.

**C** - Onda S.p.A. also warrants that the Products are manufactured in compliance with the Italian and European Laws and Regulations in force on the date of the confirmation by Onda S.p.A. of the relevant Client's order. Unless otherwise expressly agreed in writings by the parties, Client shall bear any other additional expenses related to the operations of repairing or replacing of the defective products.

**D** - This warranty shall not apply should the defects of the Products be caused by:

- Natural wear and tear.
- Unauthorised repairs, interventions or modifications.
- Unsuitable use or application.
- Thermal overexposure, also when occasional.
- Electrical or mechanical over-stress.
- Failure of respecting the functional and environmental parameters suggested by Onda S.p.A. for the correct use and exploitation of the products.
- Installation of the products not in compliance with the technical specifications provided by Onda S.p.A.
- Missing earth grounding.
- Any other cause due to the Client's negligence.

**E** - This warranty shall also not apply in case of:

- Non compliance of the Products with Italian and European Laws and/or Regulations entered in force after the date of transmission of the order confirmation by Onda S.p.A..
- Non compliance of the Products with Laws and/or Regulations in force in the place where the Products are installed and/or assembled by the Client and/or in the place of their final use, should the Client not expressly require the conformity of the Products to said Laws and Regulations and not duly inform Onda S.p.A. of their content before the date of transmission of the latter's order confirmation. This limitation of the warranty is also applicable with reference to peculiar Laws and Regulations valid and binding in States of the European Union independently of the European Laws and Regulations.

**F** - The Client shall not sell or market Products not in compliance with the Laws and Regulations mentioned under letter E above. In the negative, the Client shall keep ONDA S.p.A. harmless of any damage or loss suffered by the latter, due to any third party's and/or authority's claim raised as a consequence of the manufacture by ONDA S.p.A. of Products not in compliance with the above mentioned Laws and Regulations.

**G** - Without prejudice to the application of DPR 224/1988 on product liability and liability for gross negligence or wilful misconduct, Onda S.p.A. shall never be liable for direct, indirect or occasional damages which in any manner derived from defective products.





## **ONDA** S.p.A.

[onda@onda-it.com](mailto:onda@onda-it.com)  
[www.onda-it.com](http://www.onda-it.com)

### **PLANT 1 Headquarters**

Via Dante Alighieri, 27B  
36065 Mussolente (VI)  
Italy  
t. +39 0424 87633  
f. +39 0424 578667

### **PLANT 2**

Via L. Baden Powell, 11  
36045 Lonigo (VI)  
Italy  
t. +39 0444 720720  
f. +39 0444 720721

### **PLANT 3**

Via Vittoria, 158A  
36065 Mussolente (VI)  
Italy  
t. +39 0424 87506  
f. +39 0424 87744

### **Onda France S.A.R.L.**

320, Avenue Berthelot  
69008 Lyon France  
t. +33 472784606  
m. +33 608341000  
[www.onda-fr.com](http://www.onda-fr.com)  
[onda@onda-fr.com](mailto:onda@onda-fr.com)

### **Onda USA L.L.C.**

600 London Rd  
Delaware, OH 43015  
t. +1 614 321 3342  
f. +1 614 279 3668  
[www.onda-us.com](http://www.onda-us.com)  
[onda@onda-us.com](mailto:onda@onda-us.com)

### **Onda RU**

Mayakovskogo Street, 18a,  
Khimki,  
Moscow Region,  
Russia 141400  
t. +7 495 971 88 53  
m. +7 916 676 16 54  
[www.onda-it.com](http://www.onda-it.com)  
[info@onda-ru.com](mailto:info@onda-ru.com)

### **ONDA (Nanjing)**

Heat Exchanger Trading Co., Ltd  
Nanjing Yuhuatai  
District Yulan Rd. N. 99  
Mingfa Commercial Plaza  
Bld. 1 Office  
2498 P.R.China  
t. +8617712884246  
[onda@onda-cn.com](mailto:onda@onda-cn.com)